

Electric Locking: [ door & exit control ]

EDH

A6

EDH

**Electric Locking**

EDH Glass Door Strike

Page

44

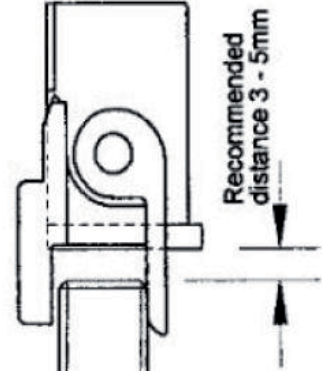
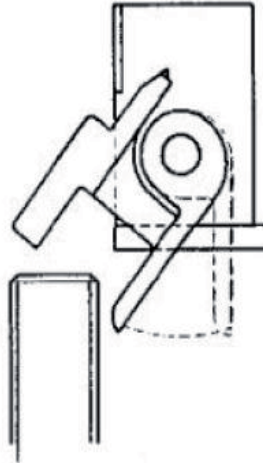



DBS282

**DBS282 EDH Electric Glass Door Latch**

The EDH glass door strike is an economical alternative glass door strike. The strike has been tested on glass door up to 2.1 meters high and is suitable for 12mm glass only leaving a 3mm gap as show in the below diagram.

- Operating voltage - 12VDC
- Current - 160mA
- Maximum door height - 2.1m
- Internal Use only
- Backset - 20mm
- Face Plate Dimensions (cm): 14.8 (L) × 2.8 (W) × 2 (D)



Recommended distance 3 - 5mm

EX GST

INC GST

DBS282

EDH GLASS DOR STRIKE POWER TO OPEN