











# Reed Switches

# Reed Switches J1

REED SWITCHES

## Reed Switches

	Page
Tane: Reed Switches	242 - 243
Chubb: Triple Reed Switch	244
Wells Fargo: High Security Magnetic Reed Switch	244
Siemens: Seismic Multipurpose Alarm Detector	244

 <p>STB10</p>	<p><b>STB10</b> Stubby Recessed Contact 3/8" x 3/4"</p> <p>The stubby-type recesses contact is ideal where size counts.</p> <ul style="list-style-type: none"> <li>Dimensions: 3/8" x 3/4"</li> <li>Standard gap: 0.70" - 0.80"</li> <li>Mini Mag available for tight fits</li> </ul> <p style="text-align: right;">EX GST    INC GST</p> <table border="1" style="width: 100%;"> <tr> <td>\$</td> <td>STB10</td> <td>WHITE</td> <td>3/8" (9.52mm)</td> <td>PRESS FIT, STUBBY</td> </tr> </table>	\$	STB10	WHITE	3/8" (9.52mm)	PRESS FIT, STUBBY															
\$	STB10	WHITE	3/8" (9.52mm)	PRESS FIT, STUBBY																	
 <p>TAP10C</p>  <p>TAP10</p>	<p><b>TAP10C White 3/8" Recess Contact</b></p> <p>Diameter contact and magnet available in white. 18" standard leads and long leads both available.</p> <ul style="list-style-type: none"> <li>Dimensions: 3/8" x 11/4"</li> <li>Gap: 3/4" - 11/2"</li> <li>Magnet assembly</li> </ul> <p style="text-align: right;">EX GST    INC GST</p> <table border="1" style="width: 100%;"> <tr> <td>\$</td> <td>TAP10C</td> <td>WHITE</td> <td>3/8" (9.52mm)</td> <td>RECESS CONTACT</td> </tr> <tr> <td></td> <td>TAP10</td> <td>MAGWH</td> <td>3/8"</td> <td>RECESSED MAGNET TO SUITE TAP114</td> </tr> </table>	\$	TAP10C	WHITE	3/8" (9.52mm)	RECESS CONTACT		TAP10	MAGWH	3/8"	RECESSED MAGNET TO SUITE TAP114										
\$	TAP10C	WHITE	3/8" (9.52mm)	RECESS CONTACT																	
	TAP10	MAGWH	3/8"	RECESSED MAGNET TO SUITE TAP114																	
 <p>TAP12C</p>	<p><b>TAP12C White 3/8" Contact SP/DT *</b></p> <p>Ideal for tight fit windows and good for thin door frames. Excellent for security screens. Long leads available. Shorter than all stubby contacts.</p> <ul style="list-style-type: none"> <li>Dimensions: 3/8" x 9/16"</li> <li>Minimum length: 18"</li> <li>Gap: 1/2" - 1"</li> <li>Mini-15: 1/4" x 9/16"</li> </ul> <p style="text-align: right;">EX GST    INC GST</p> <p style="text-align: right;">* Single Pole/ Double Throw</p> <table border="1" style="width: 100%;"> <tr> <td>\$</td> <td>TAP-12C</td> <td>WHITE</td> <td>3/8" (9.52mm)</td> <td>CONTACT SP/DT*</td> </tr> </table>	\$	TAP-12C	WHITE	3/8" (9.52mm)	CONTACT SP/DT*															
\$	TAP-12C	WHITE	3/8" (9.52mm)	CONTACT SP/DT*																	
 <p>TAP12C</p>	<p><b>TAP12C WG SP/DT * with Bare Magnet</b></p> <p>Press-fit mount switch - no screws or glue needed. Large magnet provides wider gap.</p> <ul style="list-style-type: none"> <li>Dimensions: 3/8" diameter press-fit with wire leads</li> <li>Magnet: 3/8"</li> </ul> <p style="text-align: right;">EX GST    INC GST</p> <p style="text-align: right;">* Single Pole/ Double Throw</p> <table border="1" style="width: 100%;"> <tr> <td>\$</td> <td>TAP12C</td> <td>WHITE SP/DT*</td> <td>WITH BARE MAGNET</td> </tr> <tr> <td></td> <td>TAP12C</td> <td>WHITE</td> <td>3/8" (9.52mm) RECESS WITH BARE MAGNET</td> </tr> </table>	\$	TAP12C	WHITE SP/DT*	WITH BARE MAGNET		TAP12C	WHITE	3/8" (9.52mm) RECESS WITH BARE MAGNET												
\$	TAP12C	WHITE SP/DT*	WITH BARE MAGNET																		
	TAP12C	WHITE	3/8" (9.52mm) RECESS WITH BARE MAGNET																		
 <p>TAPASH</p>	<p><b>TAPASH (TANE 3/8"ASH) Adjustable Screw Head (ASH)</b></p> <p>Tamper switch with gap-adjusting screw. Contact assembly.</p> <ul style="list-style-type: none"> <li>Dimensions: 3/8" diameter press-fit with wire leads</li> <li>Plunger style available in white.</li> </ul> <p style="text-align: right;">EX GST    INC GST</p> <table border="1" style="width: 100%;"> <tr> <td>\$</td> <td>TAPASH</td> <td>WHITE</td> <td>3/8" (9.52mm)</td> <td>PRESS FIT WITH ADJUSTABLE SCREW HEAD</td> </tr> </table>	\$	TAPASH	WHITE	3/8" (9.52mm)	PRESS FIT WITH ADJUSTABLE SCREW HEAD															
\$	TAPASH	WHITE	3/8" (9.52mm)	PRESS FIT WITH ADJUSTABLE SCREW HEAD																	
 <p>SD70/ 72/ 74C</p>  <p>SD70M</p>	<p><b>SD-70W R/S 3/4" Press Fit</b></p> <p>Rugged one piece construction (no need for extra donut adapters). For standard and tighter fitting applications.</p> <ul style="list-style-type: none"> <li>Sensitive "No stick" UL rhodium reed</li> <li>Thick plastic shell to prevent crushing</li> <li>Long leads bent to keep solder off glass of the reed</li> </ul> <p style="text-align: right;">EX GST    INC GST</p> <table border="1" style="width: 100%;"> <tr> <td>\$</td> <td>SD70</td> <td>WHITE</td> <td>3/4" (20mm)</td> <td>WITH MAGNET</td> </tr> <tr> <td></td> <td>SD70M</td> <td></td> <td></td> <td>SPARE MAGNET FOR SD70</td> </tr> <tr> <td></td> <td>SD72</td> <td>WHITE</td> <td>3/4" (20mm)</td> <td>WITH MAGNET SP/DT</td> </tr> <tr> <td></td> <td>SD74C</td> <td>WHITE</td> <td>3/4" (20mm)</td> <td>WITH MAGNET DP/DT</td> </tr> </table>	\$	SD70	WHITE	3/4" (20mm)	WITH MAGNET		SD70M			SPARE MAGNET FOR SD70		SD72	WHITE	3/4" (20mm)	WITH MAGNET SP/DT		SD74C	WHITE	3/4" (20mm)	WITH MAGNET DP/DT
\$	SD70	WHITE	3/4" (20mm)	WITH MAGNET																	
	SD70M			SPARE MAGNET FOR SD70																	
	SD72	WHITE	3/4" (20mm)	WITH MAGNET SP/DT																	
	SD74C	WHITE	3/4" (20mm)	WITH MAGNET DP/DT																	
 <p>RB32</p>	<p><b>RB32 Roller Ball Reed Contact</b></p> <p>This roller reed ball contact uses a special compressed plastic ball to keep it dirt and paint resistant. Thin end for easy installation.</p> <ul style="list-style-type: none"> <li>Dimensions: 3/4" x 1 5/8"</li> <li>De-activated rhodium reed switch used</li> <li>Complete with screws and spacer</li> </ul> <p style="text-align: right;">EX GST    INC GST</p> <table border="1" style="width: 100%;"> <tr> <td>\$</td> <td>RB32</td> <td></td> <td></td> <td>ROLLER BALL 3/4" (20mm) SP/DT WHITE</td> </tr> </table>	\$	RB32			ROLLER BALL 3/4" (20mm) SP/DT WHITE															
\$	RB32			ROLLER BALL 3/4" (20mm) SP/DT WHITE																	
 <p>TANE45</p>	<p><b>TANE45 Super Stick Contact and Magnet</b></p> <p>Ideal for areas where small or slim surface mount contact needed. TANE45 has super adhesive that does not fall-off, dry-off, or freeze-off.</p> <ul style="list-style-type: none"> <li>Dimensions: 1 1/16" (L) x 3/16" (W) x 1/4"(H)</li> <li>Gap: 0.60"</li> <li>22 AWG 18" minimum</li> <li>Long leads available</li> </ul> <p style="text-align: right;">EX GST    INC GST</p> <table border="1" style="width: 100%;"> <tr> <td>\$</td> <td>TANE45</td> <td></td> <td></td> <td>MINI ADHESIVE REED SWITCH</td> </tr> </table>	\$	TANE45			MINI ADHESIVE REED SWITCH															
\$	TANE45			MINI ADHESIVE REED SWITCH																	



SD80/ 84C/ 82

**SD-80 /82 /84**  
Tane Recessed (25mm)

- Sensitive "no stick" UL rhodium reed
- Thick plastic shell to prevent crushing


Rugged one piece construction (No need for extra donut adapters).  
For standard and tighter fitting applications.

Contact	Standard	High Voltage	High Power	SP/DT*
Contact resist (initial) [M-ohms]	150 max	150 max	150 max	150 max
Breakdown voltages [DCV]	250 min	300 min	300 min	200 min
Insulation resistance [ohms]	1010 min	1010 min	1010 min	1010 min
Electrostatic cap [PF]	0.3 max	0.2 max	0.5 max	1.5 max
Contact capacity [VA]	10	20	70	3
Max conductive current [A]	1.0	2.0	2.5	0.5
Max voltage [V]	100	250	100	30

EX GST INC GST

\$ SD80	WHITE 1" (25mm) WITH MAGNET
SD80M	MAGWH 1" (25mm) RECESSED MAGNET TO SUITE TAP104
SD84C	WHITE 1" (25mm) WITH MAGNET DP/DT *
SD82	WHITE 1" (25mm) WITH MAGNET SP/DT *

\*SP: Single Pole \*DP: Double Pole \*DT: Double Throw



SM20WG

**SM20WG** Surface Mount with Wide Gap

- 18" 22 AWG leads
- Size: 4 1/8" (L) x 5/8" (W) x 5/8" (H)
- Gap: 2 1/2"

Ideal for commercial or steel doors and used where a wide gap is needed to insure against swinging.

EX GST INC GST

\$ SM20WG	R/S SURFACE MOUNT WIDE GAP WHITE/ BROWN
-----------	---




SS40

**SS40** Super Stick Contact and Magnet

- Dimensions: 1/4" (L) x 0.31" (W) x 0.31" (H)
- Sensitivity: 3/4"

EX GST INC GST

\$ SS40	SELF-ADHESIVE SUPER STICK
---------	---------------------------



FM106


**FM106** Flange Mount Contact and Magnet

- Dimensions: 1.33" (L) x 0.3" (W) x 0.53" (H)
- Gap: 1" minimum

Flange mount (FM) with special adhesive on the back.

EX GST INC GST

\$ FM106W	R/S FLANGE MOUNT WHITE
-----------	------------------------



SM35

**SM35** Surface Mount (std industry size)

- Price includes spacers, screws and cover
- Gap: 1" to 2"

Economical and ideal for heavy steel doors and where a wide gap is needed.

EX GST INC GST

\$ SM35	CWG SP/DT REED SWITCH
---------	-----------------------



MET200AR


**MET200AR** Commercial Metal Contact  
**MET201AR**

- Dimensions: 2" (L) x 5/8" (W) x 3/8" (H)
- Wide Gap: 1 1/4"

Ideal for commercial applications and where a wide gap is needed.

EX GST INC GST

\$ MET200AR	METAL SURFACE MOUNT WITH ARMoured CABLE
MET201AR	METAL SURFACE MOUNT NO-CONTACT



MET44


**MET44** Roller Shutter Contact (RSC)

- Adjustable L-bracket
- Magnet can be installed 10 different ways
- Armored cable

Special push-pin insures cable never comes out of switch side.  
Uses unique pin together with epoxy to hold cable in place forever.

EX GST INC GST

\$ MET44	WG-18 METAL RSC 18" WITH ARM BRACKET
----------	--------------------------------------



TANE66


**TANE66 Track Mounted Contact**

Four-way adjustable magnet brackets for mounting on door tracks. More efficient and quicker installation than with standard overheads.

- Wider gap for reduced false alarms
- Closed loop, open loop and SP/DT types
- Armored cable is standard
- Magnet assembly

EX GST INC GST

\$	TANE66	WG 2FT METAL TRACK CONTACT
----	--------	----------------------------



EDHWM88

**EDHWM88 Standard Rola Reed Switch**

- Standard gap: 0.70 - 0.80

EX GST INC GST

\$	EDHWM88	STANDARD METAL ROLA REED
----	---------	--------------------------



W71911

**W71911 Chubb Triple Reed Switch**

The Chubb triple biased reed switch is a flush mount switch used in all high security, high risk applications where a less obtrusive reed switch is required.

EX GST INC GST

\$	W71911	CHUBB TRIPLE REED SWITCH
----	--------	--------------------------



SM3

**SM3 Wells Fargo High Security Magnetic Reed Switch**

SM3 balanced magnetic switch set consists of a pair of units which has one stationary and one moveable component. The magnetic switch unit is adjusted for optimum sensitivity to the magnetic field of the switch pair. The switch unit contains a tamper switch.

- Internal bracket assembly of the switch unit is reversible, permitting conduit or wires to enter from top, bottom, left or right.
- Cannot be compromised by an external magnetic field
- Tamper switch initiates alarm when switch unit raised approximately 0.793 mm
- Dimensions (mm): 84.9 x 52.4 x 44.4

EX GST INC GST

\$	SM3	WELLS FARGO HIGH SECURITY MAGNETIC REED SWITCH
----	-----	--



GM760

**GM760 Seismic Multipurpose Alarm Detector  
GMXPO Mounting Plate**

A low profile seismic detector for all applications with 5m operating radius on concrete (80m2 coverage). The Intrunet GM760 reliably recognises attacks with explosives or attempted entry using modern tools, such as diamond-tipped drills, mechanical and hydraulic pressure tools, flame cutters, thermal-lances or water jet on safes, automatic teller machines, night deposits, strong rooms and modular vaults made of steel, concrete and synthetic composites. The low-profile design makes it easy to install. Predefined settings allow the detector to be quickly set for all common applications. The optional SensTool software enables modification of default operating parameters and monitoring of current detector performance.

- Detection characteristics:
- Operating radius: 5m
- Coverage area on concrete & steel: 80 sq mts
- Power supply voltage (nominal 12VDC): 7-16VDC
- Current consumption at 12VDC: 3mA - quiescent conditions
- Alarm consumption: 5mA
- Alarm outputs relay: Max 30VDC/ 100mA
- Open collector: Low signal upon alarm
- Tamper monitor: Cover contact (microswitch)
- Test point output: Analogue integration signal
- Electromagnetic compatibility: 15V/ m/ CE
- Settings: Dipswitch 3 levels
- Dimensions (M): 89(L) x 89 (W) x 22 (D)

EX GST INC GST

\$	GM760 GMXPO	SEISMIC MULTIPURPOSE ALARM DETECTOR MOUNTING PLATE
----	----------------	---