



RollUPS

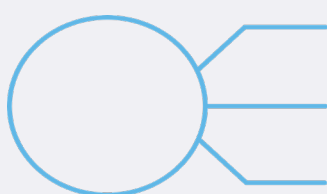
The RollUPS series by PSS Distributors was designed in collaboration with industry experts to specifically address the needs of evacuation protocols and automated door controls within Australia. This solution ensures tailored, efficient, and compliant operations across various infrastructures. The RollUPS series offers a variety of UPS solutions, including single-phase, three-phase, IP solutions, and custom-tailored options.

RollUPS Series



RollUPS

- For motors up to 1HP (745W)
- Single-phase
- RD100



RollUPS 3 PHASE

- For motors up to 1HP (745W)
- Three-phase
- RD100/3
- RD2200/3



RollUPS IP55

- For motors up to 2.2HP (1628W)
- Single phase
- IP-RD1HP
- IP-RD2HP



RollUPS Tailored

- Larger motors
- Solutions for lifts, gates, roller doors.
- Three-phase
- Contact for solutions

RollUPS

SINGLE PHASE


UPS FOR 1-1.5HP MOTORS
LONG RUN UNITS AVAILABLE



FEATURES

- Sleep mode (RD1000) - This advanced feature fully powers down the UPS via a relay connection, entering a true standby mode where it can remain for weeks, ready to perform when required.
- Compatible with generators
- LED indication and audible alarms function
- Full-time surge protection
- Intelligent battery management
- Automatic battery charging in UPS off mode
- Cold start function
- Protection against short circuit and low battery voltage
- Suits existing 240V single phase motor loads up to 1.5Hp

ACCESSORY



Relay

SW013

RD2000/RD3000 only



Mounting bracket

BRV-3U

RD2000/RD3000 only



Conversion Plug

PL-AUS10A-C19

To run RD3000 on a standard
10A plug



User Manual

SPECIFICATIONS

Model	RD1000	RD2000	RD3000
Recommended Motor Capacity*	Motors to 0.65Hp(484W) with Sleep Mode	Motors to 1Hp(745W)	Motors to 1.5Hp(1100W)
Input			
Voltage	230V ± 25%		
AVR voltage range	165V-275V		
Frequency Range	40Hz-70Hz		
Input cable	Aus 10A	Aus 10A	Aus 15A
Output			
Maximum output	1000W	1600W	2400W
Voltage regulation	230V ± 10%		
Frequency	AC mode: tracks utility; Battery Mode: 50 Hz ± 0.5Hz		
Waveform	AC mode: sine wave; Battery mode: simulated sinewave	Pure sine wave	
Transfer time	Typical 6ms		
Battery			
Type	Sealed lead acid, maintenance free		
Configuration	2 x 12V/9AH	3 x 12V/9AH	4 x 12V/9AH
Recharge	8 hours to 90% capacity after complete discharge		
Function			
Communication	Power Manager via USB		
Surge protection	RJ11	RJ45	
DC start	Yes		
Auto restart	Yes		
AVR	Yes		
Short circuit	Electronic and fuse		
LCD	UPS status, I/P & O/P voltage frequency, load %, battery voltage & %, temperature, model		
LED indication & audible alarms	AC Mode, Battery Charging, Battery mode, Battery Low, Over Temperature, Overload, Short Circuit	Normal (Green), back up (Yellow), fault (Red)	
Environment			
Audible noise	< 40dB		
Temperature	0 - 40 Degrees C (non-condensing)		
Humidity	0 - 95%		
Physical			
Outlets	2 Australian outlets	3 Australian outlets	
Dimension(HxWxD)	408x197x143mm	132x440x410mm	132x440x410mm
Net weight	10.9Kg	22Kg	27Kg
Runtimes			
Standby time (minutes)	40	85	130
Max openings	Each opening cycle (2 minutes) reduces standby time by approx. 20 minutes 2 cycles		
Extra battery module	N/A	EBXL+2-2 + 200 min	EBXL+3-2 + 280min

* UPS have been tested with motors at this capacity, however if a motor has a specifically high inrush current or exceed the maximum output of UPS it may not operate.

* Runtimes are estimations only.

* more operations on motor will reduce standby time.

* Specifications are subject to change without prior.

RollUPS

3 PHASE

UPS FOR 1-2.2HP MOTORS
LONG RUN UNITS AVAILABLE




FEATURES

- 3 phase in and out
- Sleep mode up to 1Hp - This advanced feature fully powers down the UPS via a relay connection, entering a true standby mode where it can remain for weeks, ready to perform when required
- Energy saving mode
- With or without UPS
- UPS run times can be customised
- Monitors phase rotation



ACCESSORY



Relay – SW013



User Manual

Model	RD1000/3	RD2200/3
Recommended Motor Capacity*	Motors to 1Hp 745Watts	Motors to 2.2Hp 1600Watts
Input		
Voltage	240V/415V ± 25%	
Frequency	50Hz	
Maximum input current	10A per phase	
Output		
Max Voltage	415V ± 20%	
Phase	3 + Neutral and earth	
	Continuous 2.1A per phase	
Continuous current	1 Amps	2.1 Amps
Peak current	3 Amps	6.3 Amps
Current	Peak 6.5A per phase	
Battery		
Type	Sealed lead acid	
Size	2 x 12V/9AH	4 x 12V/9AH
LED	Low battery	
Charger	Mains on	
Inverter	Inverter on	
	Low battery	
Environment		
Temperature	0 - 40 Degrees C	
Humidity	0 - 95% (non-condensing)	
Noise Level	< 35dB	
Physical		
Mounting	Wall mount	

RUNTIMES

Model	Dimensions(HxWxD)	Weight	Standby time (minutes)	Max openings
RD1000/3	800x600x200mm	21	20	Each opening cycle (2 minutes) reduces stand-by time by approx. 20 minutes
RD2200/3	600x400x200mm & 132x440x410mm	27	20	
EBXL+3-1	88x440x468mm	16	+40	
EBXL+3-2	88x440x468mm	25	+60	

* UPS have been tested with motors at this capacity, however if a motor has a specifically high inrush current or exceed the maximum output of UPS it may not operate.

* Runtimes are estimations only.

* more operations on motor will reduce standby time.

* Specifications are subject to change without prior.



RollUPS


IP55

UPS FOR GATE MOTORS
1-2.2HP




FEATURES

- Suitable for outdoor - IP55
- Up to 48 Hours of standby
- Made specifically for gate motors
- Easy mount wall brackets
- Plug n' play - easy connection with no electrician required
- No special cabling or drilling needed
- Compact
- RCD on output plug



ACCESSORY



Relay
SW013



Pole mounting
BT2-MSG



Sunshields



User Manual

SPECIFICATIONS

Model	IP-RD1HP	IP-RD2HP
Recommended Motor Capacity*	Motors to 1Hp 745Watts	Motors to 2.2Hp 1628Watts
Input		
Voltage	240V ± 25%	
AVR Voltage range	165-275V	
Frequency range	40-70Hz	
Maximum input current	10 Amps	
Input cable	10 Amp	15 Amp
Output		
Voltage Regulation	230V ± 10%	
Continous current	3.4 Amps	7.17 Amps
Peak current	10.2 Amps	21.51 Amps
Battery		
Type	Sealed lead acid	
Size	2 x 12V 55AH	4 x 12V 26AH
Recharge	8 hours to 90% capacity after complete discharge	
Environment		
Temperature	0 - 40 Degrees C	
Humidity	0 - 95% (non-condensing)	
Noise Level	< 35dB	
Physical		
Mounting	Wall mount (not in direct sunlight)	

RUNTIMES

Model	Description	Dimensions(HxWxD)	Weight	Standby time	Max openings
IP-RD1HP	Used on 1Hp motors (745W)	605x505x205mm	60	48 hours	Each opening cycle (2 minutes) reduces standby time by approx 2 hours
IP-RD2HP	Used on 2.2Hp motors (1628W)	805x705x205mm	67	48 hours	

* UPS have been tested with motors at this capacity, however if a motor has a specifically high inrush current or exceed the maximum output of UPS it may not operate.

* Runtimes are estimations only.

* more operations on motor will reduce standby time.

* Specifications are subject to change without prior.